












## SPRINT

20180129 1200

3	UDALKIN Nikita				NVS	ALL			
M	Lane	P/S	Shot times				Spots	Tot.time	Rank
2	4	P	25.5	<u>5.4</u>	<u>5.1</u>	6.5	5.1		47.0 30
3	16	S	22.0	<u>7.7</u>	10.3	<u>4.2</u>			51.0 32
									98.0 31
4	ZAOZEROV Sergey				ALT	ALL			
M	Lane	P/S	Shot times				Spots	Tot.time	Rank
1	8	P	17.2	2.9	<u>3.4</u>	3.2	3.1		35.0 8
3	22	S	<u>13.8</u>	<u>4.9</u>	<u>7.1</u>	3.4	3.4		33.0 14
									68.0 11
5	APLEUKHIN Ivan				ALT	ALL			
M	Lane	P/S	Shot times				Spots	Tot.time	Rank
2	8	P	17.8	<u>4.3</u>	<u>3.4</u>	7.0	3.3		37.0 12
2	22	S	<u>15.5</u>	<u>5.7</u>	3.0	2.3	2.7		29.0 5
									66.0 9
6	PANGIN Daniil				NVS	ALL			
M	Lane	P/S	Shot times				Spots	Tot.time	Rank
3	1	P	24.5	<u>4.6</u>	<u>4.1</u>	3.6	<u>4.5</u>		43.0 22
2	15	S	16.8	<u>3.5</u>	<u>3.8</u>	3.8	3.6		31.0 11
									74.0 17
7	SEENOV Dmitriy				TOM	ALL			
M	Lane	P/S	Shot times				Spots	Tot.time	Rank
1	7	P	<u>18.8</u>	5.8	6.0	3.8	4.8		39.0 15
									39.0 15
9	DIKAREV Aleksey				NVS	ALL			
M	Lane	P/S	Shot times				Spots	Tot.time	Rank
2	1	P	19.3	6.1	<u>5.0</u>	7.7	<u>6.2</u>		45.0 27
1	18	S	<u>17.5</u>	5.6	4.0	3.7	4.9		35.0 16
									80.0 22

## SPRINT

20180129 1200

10	VEPRIK Aleksandr				NVS	ALL				
M	Lane	P/S	Shot times			Spots	Tot.time	Rank		
1	2	P	23.3	2.8	3.8	3.4	<u>2.8</u>	●○○○○○	36.0	10
2	23	S	17.3	<u>2.6</u>	3.0	2.1	<u>2.0</u>	●○○●○○	29.0	5
									65.0	8
11	IVANOV Aleksandr				NVS	ALL				
M	Lane	P/S	Shot times			Spots	Tot.time	Rank		
3	4	P	<u>22.2</u>	<u>3.9</u>	4.4	3.8	<u>4.3</u>	●○○●●●	39.0	15
0	20	S	16.0	2.9	3.6	3.5	3.5	○○○○○○	29.0	5
									68.0	10
12	KAZAKOV Egor				ALT	ALL				
M	Lane	P/S	Shot times			Spots	Tot.time	Rank		
1	8	P	24.7	5.1	4.3	4.5	<u>4.0</u>	○○○○●●	44.0	25
2	15	S	<u>19.5</u>	8.0	4.2	4.6	<u>5.8</u>	●○○○○●	43.0	0
									88.0	9
13	RODIN Ilya				NVS	ALL				
M	Lane	P/S	Shot times			Spots	Tot.time	Rank		
1	3	P	32.3	6.5	7.1	<u>5.3</u>	7.6	○○○●○○	59.0	37
2	22	S	32.8	5.8	<u>4.2</u>	<u>7.8</u>	11.9	○●●○○○	61.0	34
									120.0	36
14	KURENKOV Mikhail				NVS	ALL				
M	Lane	P/S	Shot times			Spots	Tot.time	Rank		
1	2	P	29.9	<u>3.9</u>	4.2	2.9	3.4	○●○○○○	43.0	22
2	21	S	20.0	2.7	<u>2.7</u>	7.7		○●●○○○	35.0	16
									78.0	19
18	EGOROV Evgeniy				ZAB	ALL				
M	Lane	P/S	Shot times			Spots	Tot.time	Rank		
3	9	P	28.9	6.6	<u>5.2</u>	<u>5.5</u>	<u>5.0</u>	○○●●●●	52.0	34
3	21	S	25.4	<u>5.0</u>	<u>3.5</u>	4.7	<u>4.9</u>	●○○●○○	43.0	27
									95.0	31












## SPRINT

20180129 1200

19	GRINCHENKO YAn	ZAB	ALL			
M	Lane	P/S	Shot times	Spots	Tot.time	Rank
3	11	P	<u>34.1</u> 4.7 <u>4.4</u> <u>7.7</u> 5.2	○●●○●	62.0	38
2	21	S	24.9 4.8 <u>3.3</u> <u>5.0</u> 3.8	●○○○●	40.0	24
					102.0	31
20	FEDOSEEV Viktor	SVE	ALL			
M	Lane	P/S	Shot times	Spots	Tot.time	Rank
1	12	P	26.8 <u>5.0</u> 3.1 3.2 2.8	○○○●○	44.0	25
2	23	S	<u>22.9</u> 4.0 3.3 2.6 <u>3.0</u>	●○○○●	37.0	21
					81.0	23
21	SIDOROV Aleksandr	ALT	ALL			
M	Lane	P/S	Shot times	Spots	Tot.time	Rank
1	8	P	25.2 <u>4.9</u> 5.7 3.7 3.7	○○○●○	42.0	19
0	20	S	22.8 4.3 4.8 5.2 2.9	○○○○○	41.0	25
					83.0	22
22	KUDRYASHOV Pavel	NVS	ALL			
M	Lane	P/S	Shot times	Spots	Tot.time	Rank
1	2	P	<u>28.2</u> 6.6 4.1 3.5 3.5	○○○○●	46.0	29
3	14	S	<u>16.3</u> <u>6.0</u> <u>6.0</u> 12.3 5.0	○○●●●	45.0	28
					91.0	29
23	PLYUSNIN Pavel	NVS	ALL			
M	Lane	P/S	Shot times	Spots	Tot.time	Rank
0	5	P	10.9 4.8 5.5 4.4 4.2	○○○○○	29.0	3
1	24	S	18.8 <u>4.0</u> 3.4 4.6 4.0	●○○○○	35.0	16
					64.0	10
24	YAITSKIY Dmitriy	NVS	ALL			
M	Lane	P/S	Shot times	Spots	Tot.time	Rank
4	6	P	4.9 <u>4.3</u> <u>3.2</u> <u>6.1</u>	●●●○●	36.0	10
4	14	S	<u>15.2</u> 3.7 <u>3.3</u> <u>3.0</u> <u>4.2</u>	●●●○●	29.0	5
					65.0	8

## SPRINT

20180129 1200

25	DOLGINSKIY Kirill				NVS	ALL				
M	Lane	P/S	Shot times			Spots	Tot.time	Rank		
4	4	P	<u>13.5</u>	<u>3.8</u>	5.0	<u>3.0</u>	<u>2.3</u>		28.0	2
									28.0	2
26	CHERNIKOV Aleksandr				TOM	ALL				
M	Lane	P/S	Shot times			Spots	Tot.time	Rank		
0	7	P	22.8	3.4	3.2	2.9	3.4		34.0	6
3	16	S	15.8	<u>3.5</u>	7.7	<u>3.7</u>			34.0	15
									68.0	11
27	VASILEV Anton				NVS	ALL				
M	Lane	P/S	Shot times			Spots	Tot.time	Rank		
1	2	P	23.4	4.3	<u>3.7</u>	5.1	4.2		42.0	19
5	15	S	<u>16.9</u>	<u>5.8</u>	<u>6.8</u>	<u>8.3</u>	<u>10.5</u>		47.0	29
									89.0	24
28	ZHALLYUK Aleksandr				NVS	ALL				
M	Lane	P/S	Shot times			Spots	Tot.time	Rank		
1	4	P	24.6	5.9	5.9	6.1	<u>5.8</u>		49.0	32
5	23	S	<u>16.4</u>	<u>3.7</u>	<u>9.2</u>	<u>2.9</u>	<u>17.6</u>		50.0	31
									99.0	32
29	CHEGODAEV Vladislav				SVE	ALL				
M	Lane	P/S	Shot times			Spots	Tot.time	Rank		
2	12	P	14.7	<u>2.7</u>	3.5	<u>2.9</u>	3.5		31.0	5
0	24	S	11.4	2.8	2.7	2.4	2.4		24.0	3
									55.0	4
30	MITSURA Dmitriy				NVS	ALL				
M	Lane	P/S	Shot times			Spots	Tot.time	Rank		
4	5	P	<u>20.6</u>	7.1	<u>5.3</u>	<u>4.0</u>	<u>7.2</u>		45.0	27
3	16	S	<u>17.0</u>	<u>3.0</u>	<u>6.4</u>	8.0	5.2		41.0	25
									86.0	26

## SPRINT

20180129 1200

31	ARTAMONOV Anton				ZAB	ALL			
M	Lane	P/S	Shot times				Spots	Tot.time	Rank
1	8	P	<u>26.3</u>	5.8	5.1	4.0	5.0	○○○○●	47.0 30
2	16	S	<u>22.3</u>	<u>6.8</u>	11.4	4.6	4.0	○○○●●	48.0 30
								95.0 30	
32	CHAGOVTSSEV Aleksey				ZAB	ALL			
M	Lane	P/S	Shot times				Spots	Tot.time	Rank
2	10	P	<u>34.0</u>	9.6	5.6	<u>5.4</u>	6.3	○●○○●	63.0 39
2	19	S	34.4	<u>5.6</u>	<u>4.9</u>	7.9	3.8	○○●●○	55.0 33
								118.0 36	
33	STEPANIZHOV Aleksand				KEM	ALL			
M	Lane	P/S	Shot times				Spots	Tot.time	Rank
4	9	P	<u>21.8</u>	5.2	<u>3.4</u>	<u>4.3</u>	<u>4.1</u>	●○○●●	43.0 22
1	21	S	22.2	3.2	2.1	2.3	<u>2.2</u>	○○○○●	32.0 12
								75.0 17	
41	ALEKSESHNIKOVA Aleks				NVS	ALL			
M	Lane	P/S	Shot times				Spots	Tot.time	Rank
2	5	P	<u>14.7</u>	7.1	3.7	<u>4.4</u>	6.0	○●○○●	37.0 12
2	20	S	16.0	2.9	<u>3.7</u>	4.4	<u>6.1</u>	●○○○○	32.0 12
								69.0 12	
42	KUPRIYANOVA Viktoriy				NVS	ALL			
M	Lane	P/S	Shot times				Spots	Tot.time	Rank
4	5	P	<u>19.9</u>	<u>4.7</u>	<u>6.2</u>	<u>12.4</u>	4.5	○●●●●	49.0 32
1	17	S	15.8	<u>3.4</u>	3.3	2.9	3.7	○○○●○	29.0 5
								78.0 19	
44	POLTORATSKAYA Tamara				OMS	ALL			
M	Lane	P/S	Shot times				Spots	Tot.time	Rank
1	11	P	<u>21.0</u>	4.5	4.7	4.2	4.2	○○○○●	41.0 18
2	22	S	18.3	<u>4.7</u>	5.0	<u>4.0</u>	4.7	○●○○○	37.0 21
								78.0 20	

## SPRINT

20180129 1200

45	POPOVA Aleksandra	NVS	ALL			
M	Lane	P/S	Shot times	Spots	Tot.time	Rank
1	6	P	17.5 4.1 3.2 <u>3.3</u> 4.2	○○○●○	34.0	6
1	24	S	<u>14.0</u> 4.2 3.1 2.8 4.1	●○○○○	28.0	4
					62.0	5
46	YABOROVA Arina	SVE	ALL			
M	Lane	P/S	Shot times	Spots	Tot.time	Rank
4	9	P	29.5 <u>4.7</u> <u>7.3</u> <u>8.5</u> <u>7.1</u>	●●●●○	58.0	35
1	18	S	20.8 4.5 3.9 4.2 <u>3.6</u>	●○○○○	36.0	20
					94.0	28
47	KOLOMINA Darya	TOM	ALL			
M	Lane	P/S	Shot times	Spots	Tot.time	Rank
1	1	P	23.1 3.0 4.8 4.2 <u>4.6</u>	●○○○○	42.0	19
1	23	S	17.2 <u>5.3</u> 3.6 3.3 3.4	○○○●○	35.0	16
					77.0	18
48	BAPANOVA Asel	NVS	ALL			
M	Lane	P/S	Shot times	Spots	Tot.time	Rank
1	6	P	21.9 4.8 4.6 4.2 3.7	○○○●○	39.0	15
					39.0	15
49	KONOVALOVA Viktoriya	ZAB	ALL			
M	Lane	P/S	Shot times	Spots	Tot.time	Rank
5	10	P	<u>24.4</u> <u>6.9</u> <u>7.6</u> <u>7.9</u> <u>7.2</u>	●●●●●	58.0	35
1	19	S	<u>18.0</u> 5.8 4.6 4.1 4.7	○○○○●	37.0	21
					95.0	28
50	LENKOVA Sofya	NVS	ALL			
M	Lane	P/S	Shot times	Spots	Tot.time	Rank
1	5	P	17.5 4.7 4.4 4.7 <u>4.1</u>	●○○○○	35.0	8
2	21	S	17.0 4.3 <u>3.4</u> 3.7 <u>4.0</u>	○○●●●	30.0	4
					65.0	8

## SPRINT

20180129 1200

51	FILONOVA Anastasiya					NVS	ALL			
M	Lane	P/S	Shot times					Spots	Tot.time	Rank
3	4	P	<u>18.5</u>	<u>6.3</u>	4.7	4.4	<u>3.3</u>	●●○○●	38.0	14
3	23	S	16.2	<u>3.8</u>	<u>3.8</u>	<u>3.0</u>	3.0	○○●●○○	30.0	10
									68.0	12